






# Ultra Premium

## Expressions® Matt

Product Base Code: MA

	Product Description				
	<p>Haymes Paint Expressions Matt is a washable interior paint with exceptional coverage and a subtle sheen. The matt finish helps hide surface imperfections, making it ideal for large, open areas. A low-odour, environmentally responsible product, Expressions Matt also protects against mould and mildew.</p>				
 Interior use only	 Water wash-up	 Coverage Up to 16 sqm/L	 Recoat 2 hrs	Key Features & Benefits	
				<b>Washable Matt finish</b>	Hard wearing, washable finish
				<b>Mark and stain resistant</b>	Simple removal of household stains
				<b>Excellent coverage</b>	Easy to apply
				<b>99% VOC free</b>	No lingering odour

### Where to use

Substrate : Brick Concrete Masonry White Set Plaster and Plasterboard

Interior : Ceilings and Walls

Note: Not recommended for use in wet areas such as bathrooms and laundries. Haymes Paint recommend the use of Low Sheen or Semi Gloss finishes for these areas.

### Typical Properties

Colour	White, Ultra Deep Tint, Dark Tint and Extra Dark Tint
Application method	Brush, roller, spray, airless spray
Gloss level	60° 2 - 3, 85° 1 - 2
Clean-up	Water
Dry time - touch dry	20 minutes
Dry time - recoat	2 hours
Coverage	Up to 16 sqm/L dependent upon surface porosity, profile and method of application.
Sizes	1L, 2L, 4L, 10L, 15L
VOC	<1 g/L
Volume solids	38%
Film build wet	62 µm
Film build dry	24 µm

Approvals		
Standard ID	Description	Complies With
APAS 0215/4 Note: Applies to White Tint only.	Interior Latex, low odour, low VOC, Washable Flat Finish	AS3730.1
APAS 0260/4 Note: Applies to White Tint only.	Washable flat finish for interior use (buildings)	AS3730.1

Precautions
<ul style="list-style-type: none"> <li>Do NOT apply if the ambient temperature is less than 10°C or greater than 35°C or if conditions will drop below 10°C during the drying period. Under warmer conditions refer to thinning advice.</li> <li>All times quoted assume ambient conditions of 25°C and 50% relative humidity. At cooler temperature or higher humidity, drying times will be extended.</li> <li>Provide adequate ventilation during application and the drying period.</li> <li>For bright and deep colours, to ensure colour accuracy and opacity, apply the specified tinted undercoat prior to the application of Haymes Paint finish coat.</li> <li>If more than one can is required for the final coat, mix all cans together prior to commencing.</li> <li>Please check the colour for accuracy before application. Haymes Paint accepts no responsibility for the application of incorrect colours.</li> </ul>

Surface Preparation	
General surface preparation	All surfaces must be clean, bare, dry and free of wax, grease and other surface contaminants. Fill any cracks, nail holes or imperfections with the appropriate filler. Sand smooth and dust down. If mould is present, treat the surface with a mould remover to effectively eliminate the mould spores. All traces of mould must be removed prior to painting.
Previously painted surface	Conduct an adhesion test [1], followed by a compatibility test [2]. Scrape all loose flaking paint. Sand surface smooth to a dull finish and remove all dust. Apply one coat of Haymes Paint Ultraseal to any patched areas followed by one coat over the entire surface. For surfaces in sound condition, no primer or undercoat is required.
White Set plaster	Plaster must have cured for 28 days, check surface integrity, moisture content and pH. Apply one coat of Haymes Paint Ultralock to the correctly prepared surface.
Plasterboard	Ensure that the surface is clean and dry. Check jointing compound is fully cured and sanded. Apply one coat of Haymes Paint Ultraseal. For best topcoat properties lightly sand coating when dry before topcoating.
Brick, concrete, masonry	New concrete must be left to cure for 28 days before painting. Wash with Haymes Paint Unikleen & rinse with clean water. Apply one coat of Haymes Paint Ultraseal .
Adhesion test	[1] To check the adhesion of an existing coating, cut an 'X' lightly into the coating and firmly apply adhesive tape across the cut and then remove tape. If the tape removes the existing coating, remove all previous coatings before painting.
Compatibility test	[2] Test for compatibility with a previous coating by sanding and cleaning a small inconspicuous area. Apply 1 coat of the desired topcoat and allow to dry. After 24 hours, conduct an adhesion test. If the tape removes the coating, remove all previous coatings before painting. It is recommended to conduct the compatibility test in several areas.

### Surface Preparation

**IMPORTANT:**

You must consult the installation guide of the construction product you are using for information on coatings and finishing guide to determine product suitability prior to commencing work. For further information and product specification consult a Haymes Paint representative on 1800 033 431.

### Application

- Stir thoroughly before and during application using a broad flat stirrer.
- Apply two coats.
- Application methods:
  - Brush: Use a quality synthetic brush.
  - Roller: Use a 11-12mm nap length on smooth to semi-smooth surfaces. A longer nap is required for textured or rough surfaces.
  - Spray: For airless spray use a 15-17 thou @ 2000-2500 psi.
  - The use of low-pressure tips will require a lower pressure range.

### Thinning

Thinning is not recommended unless spraying; add up to 100mL clean water per litre of product to achieve acceptable atomisation. Up to 50mL of water can be added per litre of product to ease application under very warm conditions.

### Care and Maintenance

New paintwork should not be exposed to steam or condensation for 72 hours. Protect the coating against abrasive contact for 7 days. After 7 days the finish can be cleaned with a mild detergent solution and a soft cloth.

### Storage

Read the Safety Data Sheet (SDS) for this product for specific directions on storage (section 7 of the SDS) and transport (section 10 of the SDS). To obtain a copy of the SDS, go to the Haymes Paint website, <https://www.haymespaint.com.au/products/technical/product-data-sheets-and-safety-data-sheets/>, or contact Haymes Service Express on 1800 033 431. Containers must be secured and stored upright during transit. Protect from extremes of temperature. Store in a cool, dry, well-ventilated place and out of direct sunlight. Check regularly for leaks. Ensure the container label remains legible for future identification and usage.

### Safety & First Aid

Read the Safety Data Sheet (SDS) for this product, prior to using this product. The SDS contains important information on how to use this product safely including hazards and precautions, personal protective equipment, storage and first aid in the event of an emergency. To obtain a copy of the SDS, go to the Haymes Paint website, <https://www.haymespaint.com.au/products/technical/product-data-sheets-and-safety-data-sheets/>, or contact Haymes Service Express on 1800 033 431.

If the product is swallowed, phone the Poisons Information Centre on 13 11 26 or contact a Doctor. Keep out of reach of children. Avoid contact with skin and eyes. Wear suitable, protective clothing, eye protection and impervious gloves when mixing and using.

### Protect our Environment

Do NOT pour any leftover product down the drain. Retain in a marked, sealed container for future use or disposal via chemical waste collection programs such as Paintback®. Visit [www.paintback.com.au](http://www.paintback.com.au) for details of your nearest depot. Dried empty containers can be recycled and should be disposed of via recycling facilities.

### Manufacturer's comment

This product has been designed as part of an integrated application system. Use with any other manufacturer's product(s) or failing to follow application instructions, could result in detrimental effects on product performance, for which Henry Haymes Pty. Ltd. cannot be held responsible. Important safety information is available on the Safety Data Sheet available from Haymes Paint website [www.haymespaint.com.au](http://www.haymespaint.com.au). Further information about other Haymes products recommended to be used in conjunction with this product are available from the website in the form of Product Data Sheets in relation to those products. We are continually updating materials and methods, so please ensure you have the latest information on the Haymes Paint website.

### Disclaimer

The information provided in this Product Data Sheet is correct at the time of preparation, but is subject to change. It is your responsibility to check the Haymes Paint website at [www.haymespaint.com.au](http://www.haymespaint.com.au) to ensure that you have the most current Product Data Sheet. Product application and performance is affected by environmental conditions at the time of application and drying. Paint applied in conditions outside of what is recommended may dry more slowly or be less durable, or produce a less uniform appearance.

### Version

Version and Date Issued	Version 2.0 Date 27/06/2022
Supersedes	Version 1.0 Date 28/6/2018

Henry Haymes Pty Ltd  
A.B.N. 14 004 201 638  
Waringa Drive  
Wendouree Industrial Park  
Ballarat Vic 3355  
Freecall 1800 033 431  
[www.haymespaint.com.au](http://www.haymespaint.com.au)